







Check Valves | 2892 - 25 mm Check Valve Double Manifold**Features**

-  Easy to insert
-  100% factory tested for sealing operation
-  low headloss
-  low cracking pressure
-  External oring groove
-  Spring loaded plunger

Check Valve External Dimensions

OD#1	37.20
ID	16.00
Height	61.50

Materials

Outer Cap	Acetal
Inner Core	Acetal
Plunger	Acetal
Body	Acetal
Spring	304 S/S
Seal	NBR 4614
O'ring	NBR 4614

FLOW RATE CURVE**Certification**

Potable Water	AS4020
---------------	--------

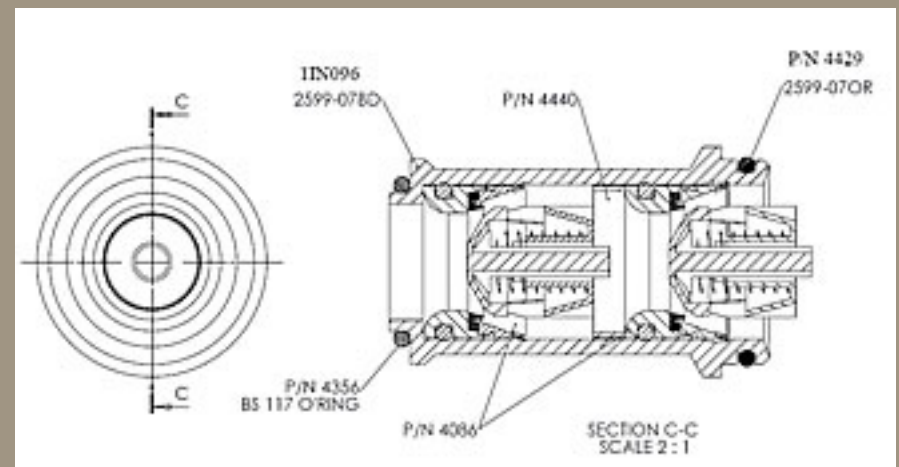
Performance**Technical Data****Service Temperature**

Max C	60
Min C	0

Service Pressure

Max Kpa	2000
Min Kpa	0

Fluid	Clean water
-------	-------------

Opening Pressure
[download and print pdf](#)